

# eGuard: Sites

Please make sure to read the [eGuard Overview](#) before continuing.

See other related documents in the [eGuard Fundamentals chapter](#).

Sites allow for a grouping of devices based on location, and has fields to add information relevant to that particular location, geared towards solar production. Multiple devices can be added to a single Site where they can easily be cross-referenced for troubleshooting or other purposes. Devices can be added or removed from Sites as needed.

The eGuard Sites page can be through eGuard at the top tab bar.

The screenshot shows the eGuard web application interface. At the top is a navigation bar with a logo and menu items: Overview, eGuard, Support, and Company. Below this is a secondary navigation bar with tabs: eGuard, Portfolio, Permissions, Groups, Alerts, and Sites. The main content area has a 'Create Site' button on the left. Under 'Your Sites', there is a list of three sites: 'MacDonald Solar Farm', 'Windy Halls University', and 'Acme EV Chargers 2108 Broadway Ave'. On the right, there is a section titled 'Link Devices to an Existing Site' with a note: 'Note: unlinking the last device per site will delete the site'. Below the note is a form with two dropdown menus: 'List of Your Sites' (showing 'MacDonald Solar Farm') and 'List of Your Devices' (showing 'Name: eGauge9996, Label: eGauge9996, Job: Solar Farm'). A green button labeled 'Link Device to Site' is at the bottom of the form.


Main eGuard Site View


From this page, you can create a new site, expand and edit an existing site under "Your Sites", or quickly link a device to an existing site on the right-hand side of the page.

## Creating a site

To create a new site, click the large "Create Site" button at the top.

You must link a device to create a new site. You cannot create a site with no linked devices.


 Overview ▾ eGuard ▾ Support ▾ Company ▾

Shop Now  user ▾

eGuardPortfolioPermissionsGroupsAlerts**Sites**

Sites:

- Sites are designed to allow devices to be organized by a specific location or job site
- This makes it possible to link site-related information to devices and to quickly access the individual device detail page for each device
- Note: a site must have a device associated with it so unlinking the last device per site will delete the site

 Create Site

Site name:

Addr1:

Addr2:

City:

County:

Zipcode:

State:

Contractor or Installer:

Ownership:

Estimated generation:

PV systems size rating:

Pv brand:

Inverter brand:

Inverter rating:

Tilt:

Azimuth:

Keywords:

Notes:

Other:

Link Device to This Site:  
You must link a device to a site to create a site

Submit

"Create Site" view

Here you may enter various information about the site. When finished, locate your device using the "Link Device to This Site" entry.

## Editing and Updating Sites

Locate the site of interest in the eGuard Sites page, and click on the name to expand it. Here you can quickly remove devices from the site. You may also edit the site information by clicking the Edit button above the information. You can add additional sites by clicking the "Edit" link:



## MAIN SERVICE

### MacDonald Farm

 [Edit: MacDonald Farm](#)

addr1:

19 States Ave

addr2:

None

city:

Columbus

county:

None

zipcode:

None

state:

Ohio

installer:

Sunnyvale

ownership:

3rd Party

estimated\_generation:

None

pv\_size:

200 kW

pv\_brand:

Bigsun

inverter\_brand:

Invertopro

inverter\_rating:

250 kW

#### Linked to these devices:

Note: unlinking the last device per site will delete the site

eGauge9993

Unlink eGauge9993

eGauge9994

Unlink eGauge9994

eGauge9995

Unlink eGauge9995

eGauge9996

Unlink eGauge9996

eGauge9998

Unlink eGauge9998

eGauge9992

Unlink eGauge9992

When editing a site, you may update any of the information, unlink devices, and link new devices to the site by using the "Link new device" on the right-hand side. If the site is deleted, all devices are unlinked.

Sites:

- Sites are designed to allow devices to be organized by a specific location or job site
- This makes it possible to link site-related information to devices and to quickly access the individual device detail page for each device
- Note: a site must have a device associated with it so unlinking the last device per site will delete the site

## Edit MacDonald Farm

## Site name:

## Addr1:

## Addr2:

## City:

## County:

## Zipcode:

## State:

## Contractor or Installer:

## Ownership:

## Estimated generation:

## PV systems size rating:

## Pv brand:

## Inverter brand:

## Inverter rating:

## Tilt:

## Azimuth:

## Keywords:

## Notes:

eGauge9992 & eGauge9993:  
monitoring housing complex feeds  
eGauge9994 & eGauge9995:  
monitoring shared community  
space machine rooms

eGauge9996: monitoring 3-phase  
Solar 277/480 line-side feed  
eGauge9998: 5/28/2020:  
Installation in progress to meter  
additional shared space lighting

## Other:

## Linked to these devices:

Note: unlinking the last device per site  
will delete the site

eGauge9993

Unlink eGauge9993

eGauge9994

Unlink eGauge9994

eGauge9995

Unlink eGauge9995

eGauge9996

Unlink eGauge9996

eGauge9998

Unlink eGauge9998

eGauge9992

Unlink eGauge9992

## Link new device to MacDonald Farm

Note: if this moves the last device out of  
an existing site, that site will be deleted.

## List of Your Devices:

Link Device to Site

Submit Changes

Delete Site

[Edit Site page](#)