



MET Laboratories, Inc. *Safety Certification - EMI - Telecom Environmental Simulation*

914 WEST PATAPSCO AVENUE • BALTIMORE, MARYLAND 21230 • PHONE (410) 354-3300 • FAX (410) 354-3313
33439 WESTERN AVENUE • UNION CITY, CALIFORNIA 94587 • PHONE (510) 489-6300 • FAX (510) 489-6372
3162 BELICK STREET • SANTA CLARA, CALIFORNIA 95054 • PHONE (408) 748-3585 • FAX (510) 489-6372
13501 MCCALLEN PASS • AUSTIN, TEXAS 78753 • PHONE (512) 287-2500 • FAX (512) 287-2513

October 3, 2017

eGauge Systems LLC
4730 Walnut St Suite 110
Boulder, CO 80301


Dear [REDACTED],

Enclosed is the EMC and Meter Accuracy test report for testing of the eGauge Systems LLC, Electronic Meters to the requirements of ANSI C12.1-2014 for Electric Meters, Code of Electricity Metering and ANSI C12.20-2010 for Electricity Meters - 0.2 and 0.5 Accuracy Classes, for an evaluation under a MET Pre-testing Test Program. The devices provided were tested and found compliant to the limits shown in the ANSI C12.20 for the 0.5% accuracy class at 277V and 200A as evaluated for this specific pre-testing program.

Thank you for using the services of MET Laboratories, Inc. If you have any questions regarding these results or if MET can be of further service to you, please feel free to contact me.

Sincerely yours,

MET LABORATORIES, INC.



[REDACTED]
Documentation Department

Reference: (\eGauge Systems LLC\EMC&TEL94469-ANSLREV2)

The Nation's First Licensed Nationally Recognized Testing Laboratory



MET Laboratories, Inc. *Safety Certification - EMI - Telecom Environmental Simulation*

914 WEST PATAPSCO AVENUE • BALTIMORE, MARYLAND 21230 • PHONE (410) 354-3300 • FAX (410) 354-3313
33439 WESTERN AVENUE • UNION CITY, CALIFORNIA 94587 • PHONE (510) 489-6300 • FAX (510) 489-6372
3162 BELICK STREET • SANTA CLARA, CALIFORNIA 95054 • PHONE (408) 748-3585 • FAX (510) 489-6372
13501 MCCALLEN PASS • AUSTIN, TEXAS 78753 • PHONE (512) 287-2500 • FAX (512) 287-2513

Test Report

For the

**eGauge Systems LLC
Electronic Meters**

Tested under

**ANSI C12.1
ANSI C12.20**

MET Report: EMC&TEL94469-ANSI.REV2

October 3, 2017

Prepared for:

**eGauge Systems LLC
4730 Walnut St Suite 110
Boulder, CO 80301**

**Prepared by:
MET Laboratories, Inc.
914 W. Patapsco Ave
Baltimore, MD 21230**



Test Report

For the

**eGauge Systems LLC
Electronic Meters**


Tested under

**ANSI C12.1-2014 for Electric Meters, Code for Electricity Metering
ANSI C12.20-2010 for Electricity Meters - 0.2 and 0.5 Accuracy Classes**


MET Report: EMC&TEL94469-ANSI.REV2



Electromagnetic Compatibility Lab



Meter Accuracy Lab



Documentation Department

Engineering Statement: The measurements shown in this report were made in accordance with the procedures indicated, and the emissions from this equipment were found to be **within** the limits applicable. I assume full responsibility for the accuracy and completeness of these measurements, and for the qualifications of all persons taking them. It is further stated that upon the basis of the measurements made, the equipment tested is capable of operation in accordance with the requirements of the customer supplied test plan.



Electromagnetic Compatibility Lab



Meter Accuracy Lab



1.0 Requirement Summary

An evaluation to determine compliance of the eGauge Systems LLC Electronic Meters was performed on a sample of the equipment for the purpose of demonstrating compliance with ANSI C12.1-2014 for Electric Meters, Code of Electricity Metering and ANSI C12.20-2010 for Electricity Meters - 0.2 and 0.5 Accuracy Classes, for an evaluation under a MET Pre-testing Test Program.

5.5.4.1 - No Load - Test #1		Compliant
5.5.4.1 - No Load - Test #1	SN CP170601, CL200, Configuration CT1 L1	Compliant
	SN CP170601, CL200, Configuration CT2 L2	Compliant
	SN CP170601, CL200, Configuration CT3 L3	Compliant
	SN CP170601, CL200, Configuration CT4 L1	Compliant
	SN CP170601, CL200, Configuration CT5 L2	Compliant
	SN CP170601, CL200, Configuration CT6 L3	Compliant
	SN CP170601, CL200, Configuration CT7 L1	Compliant
	SN CP170601, CL200, Configuration CT8 L2	Compliant
	SN CP170601, CL200, Configuration CT9 L3	Compliant
	SN CP170601, CL200, Configuration CT10 L1	Compliant
	SN CP170601, CL200, Configuration CT11 L2	Compliant
	SN CP170601, CL200, Configuration CT12 L3	Compliant
	SN CP170601, CL200, Configuration CT13 L1	Compliant
	SN CP170601, CL200, Configuration CT14 L2	Compliant
	SN CP170601, CL200, Configuration CT15 L3	Compliant
	SN CP170601, CL200, Configuration CT16 L1	Compliant
	SN CP170601, CL200, Configuration CT17 L2	Compliant
	SN CP170601, CL200, Configuration CT18 L3	Compliant
	SN CP170601, CL200, Configuration CT19 L1	Compliant
	SN CP170601, CL200, Configuration CT20 L2	Compliant
	SN CP170601, CL200, Configuration CT21 L3	Compliant
	SN CP170601, CL200, Configuration CT22 L1	Compliant
	SN CP170601, CL200, Configuration CT23 L2	Compliant
	SN CP170601, CL200, Configuration CT24 L3	Compliant
	SN CP170601, CL200, Configuration CT25 L1	Compliant
	SN CP170601, CL200, Configuration CT26 L2	Compliant
	SN CP170601, CL200, Configuration CT27 L3	Compliant
	SN CP170601, CL200, Configuration CT28 L1	Compliant
	SN CP170601, CL200, Configuration CT29 L2	Compliant
	SN CP170601, CL200, Configuration CT30 L3	Compliant

Table 1. Summary of ANSI C12.1-2014 and ANSI C12.20-2010 Test Results, 1



5.5.4.2 - Starting Load - Test #2		Compliant
5.5.4.2 - Starting Load - Test #2	SN CP170601, CL200, Configuration CT1 L1	Compliant
	SN CP170601, CL200, Configuration CT2 L2	Compliant
	SN CP170601, CL200, Configuration CT3 L3	Compliant
	SN CP170601, CL200, Configuration CT4 L1	Compliant
	SN CP170601, CL200, Configuration CT5 L2	Compliant
	SN CP170601, CL200, Configuration CT6 L3	Compliant
	SN CP170601, CL200, Configuration CT7 L1	Compliant
	SN CP170601, CL200, Configuration CT8 L2	Compliant
	SN CP170601, CL200, Configuration CT9 L3	Compliant
	SN CP170601, CL200, Configuration CT10 L1	Compliant
	SN CP170601, CL200, Configuration CT11 L2	Compliant
	SN CP170601, CL200, Configuration CT12 L3	Compliant
	SN CP170601, CL200, Configuration CT13 L1	Compliant
	SN CP170601, CL200, Configuration CT14 L2	Compliant
	SN CP170601, CL200, Configuration CT15 L3	Compliant
	SN CP170601, CL200, Configuration CT16 L1	Compliant
	SN CP170601, CL200, Configuration CT17 L2	Compliant
	SN CP170601, CL200, Configuration CT18 L3	Compliant
	SN CP170601, CL200, Configuration CT19 L1	Compliant
	SN CP170601, CL200, Configuration CT20 L2	Compliant
	SN CP170601, CL200, Configuration CT21 L3	Compliant
	SN CP170601, CL200, Configuration CT22 L1	Compliant
	SN CP170601, CL200, Configuration CT23 L2	Compliant
	SN CP170601, CL200, Configuration CT24 L3	Compliant
	SN CP170601, CL200, Configuration CT25 L1	Compliant
	SN CP170601, CL200, Configuration CT26 L2	Compliant
	SN CP170601, CL200, Configuration CT27 L3	Compliant
	SN CP170601, CL200, Configuration CT28 L1	Compliant
	SN CP170601, CL200, Configuration CT29 L2	Compliant
	SN CP170601, CL200, Configuration CT30 L3	Compliant

Table 2. Summary of ANSI C12.1-2014 and ANSI C12.20-2010 Test Results, 2



5.5.4.3 - Load Performance - Test #3		Compliant
5.5.4.3 - Load Performance - Test #3	SN CP170601, CL200, Configuration CT1 L1	Compliant
	SN CP170601, CL200, Configuration CT2 L2	Compliant
	SN CP170601, CL200, Configuration CT3 L3	Compliant
	SN CP170601, CL200, Configuration CT4 L1	Compliant
	SN CP170601, CL200, Configuration CT5 L2	Compliant
	SN CP170601, CL200, Configuration CT6 L3	Compliant
	SN CP170601, CL200, Configuration CT7 L1	Compliant
	SN CP170601, CL200, Configuration CT8 L2	Compliant
	SN CP170601, CL200, Configuration CT9 L3	Compliant
	SN CP170601, CL200, Configuration CT10 L1	Compliant
	SN CP170601, CL200, Configuration CT11 L2	Compliant
	SN CP170601, CL200, Configuration CT12 L3	Compliant
	SN CP170601, CL200, Configuration CT13 L1	Compliant
	SN CP170601, CL200, Configuration CT14 L2	Compliant
	SN CP170601, CL200, Configuration CT15 L3	Compliant
	SN CP170601, CL200, Configuration CT16 L1	Compliant
	SN CP170601, CL200, Configuration CT17 L2	Compliant
	SN CP170601, CL200, Configuration CT18 L3	Compliant
	SN CP170601, CL200, Configuration CT19 L1	Compliant
	SN CP170601, CL200, Configuration CT20 L2	Compliant
	SN CP170601, CL200, Configuration CT21 L3	Compliant
	SN CP170601, CL200, Configuration CT22 L1	Compliant
	SN CP170601, CL200, Configuration CT23 L2	Compliant
	SN CP170601, CL200, Configuration CT24 L3	Compliant
	SN CP170601, CL200, Configuration CT25 L1	Compliant
	SN CP170601, CL200, Configuration CT26 L2	Compliant
	SN CP170601, CL200, Configuration CT27 L3	Compliant
	SN CP170601, CL200, Configuration CT28 L1	Compliant
	SN CP170601, CL200, Configuration CT29 L2	Compliant
	SN CP170601, CL200, Configuration CT30 L3	Compliant

Table 3. Summary of ANSI C12.1-2014 and ANSI C12.20-2010 Test Results, 3



5.5.4.4 - Variation of Power Factor - Test #4		Compliant
5.5.4.4 - Variation of Power Factor - Test #4	SN CP170601, CL200, Configuration CT1 L1	Compliant
	SN CP170601, CL200, Configuration CT2 L2	Compliant
	SN CP170601, CL200, Configuration CT3 L3	Compliant
	SN CP170601, CL200, Configuration CT4 L1	Compliant
	SN CP170601, CL200, Configuration CT5 L2	Compliant
	SN CP170601, CL200, Configuration CT6 L3	Compliant
	SN CP170601, CL200, Configuration CT7 L1	Compliant
	SN CP170601, CL200, Configuration CT8 L2	Compliant
	SN CP170601, CL200, Configuration CT9 L3	Compliant
	SN CP170601, CL200, Configuration CT10 L1	Compliant
	SN CP170601, CL200, Configuration CT11 L2	Compliant
	SN CP170601, CL200, Configuration CT12 L3	Compliant
	SN CP170601, CL200, Configuration CT13 L1	Compliant
	SN CP170601, CL200, Configuration CT14 L2	Compliant
	SN CP170601, CL200, Configuration CT15 L3	Compliant
	SN CP170601, CL200, Configuration CT16 L1	Compliant
	SN CP170601, CL200, Configuration CT17 L2	Compliant
	SN CP170601, CL200, Configuration CT18 L3	Compliant
	SN CP170601, CL200, Configuration CT19 L1	Compliant
	SN CP170601, CL200, Configuration CT20 L2	Compliant
	SN CP170601, CL200, Configuration CT21 L3	Compliant
	SN CP170601, CL200, Configuration CT22 L1	Compliant
	SN CP170601, CL200, Configuration CT23 L2	Compliant
	SN CP170601, CL200, Configuration CT24 L3	Compliant
	SN CP170601, CL200, Configuration CT25 L1	Compliant
	SN CP170601, CL200, Configuration CT26 L2	Compliant
	SN CP170601, CL200, Configuration CT27 L3	Compliant
	SN CP170601, CL200, Configuration CT28 L1	Compliant
	SN CP170601, CL200, Configuration CT29 L2	Compliant
	SN CP170601, CL200, Configuration CT30 L3	Compliant

Table 4. Summary of ANSI C12.1-2014 and ANSI C12.20-2010 Test Results, 4



5.5.4.5 - Variation of Voltage - Test #5		Compliant
5.5.4.5 - Variation of Voltage - Test #5	SN CP170601, CL200, Configuration CT1 L1	Compliant
	SN CP170601, CL200, Configuration CT2 L2	Compliant
	SN CP170601, CL200, Configuration CT3 L3	Compliant
	SN CP170601, CL200, Configuration CT4 L1	Compliant
	SN CP170601, CL200, Configuration CT5 L2	Compliant
	SN CP170601, CL200, Configuration CT6 L3	Compliant
	SN CP170601, CL200, Configuration CT7 L1	Compliant
	SN CP170601, CL200, Configuration CT8 L2	Compliant
	SN CP170601, CL200, Configuration CT9 L3	Compliant
	SN CP170601, CL200, Configuration CT10 L1	Compliant
	SN CP170601, CL200, Configuration CT11 L2	Compliant
	SN CP170601, CL200, Configuration CT12 L3	Compliant
	SN CP170601, CL200, Configuration CT13 L1	Compliant
	SN CP170601, CL200, Configuration CT14 L2	Compliant
	SN CP170601, CL200, Configuration CT15 L3	Compliant
	SN CP170601, CL200, Configuration CT16 L1	Compliant
	SN CP170601, CL200, Configuration CT17 L2	Compliant
	SN CP170601, CL200, Configuration CT18 L3	Compliant
	SN CP170601, CL200, Configuration CT19 L1	Compliant
	SN CP170601, CL200, Configuration CT20 L2	Compliant
	SN CP170601, CL200, Configuration CT21 L3	Compliant
	SN CP170601, CL200, Configuration CT22 L1	Compliant
	SN CP170601, CL200, Configuration CT23 L2	Compliant
	SN CP170601, CL200, Configuration CT24 L3	Compliant
	SN CP170601, CL200, Configuration CT25 L1	Compliant
	SN CP170601, CL200, Configuration CT26 L2	Compliant
	SN CP170601, CL200, Configuration CT27 L3	Compliant
	SN CP170601, CL200, Configuration CT28 L1	Compliant
	SN CP170601, CL200, Configuration CT29 L2	Compliant
	SN CP170601, CL200, Configuration CT30 L3	Compliant

Table 5. Summary of ANSI C12.1-2014 and ANSI C12.20-2010 Test Results, 5



5.5.4.6 - Variation of Frequency - Test #6		Compliant
5.5.4.6 - Variation of Frequency - Test #6	SN CP170601, CL200, Configuration CT1 L1	Compliant
	SN CP170601, CL200, Configuration CT2 L2	Compliant
	SN CP170601, CL200, Configuration CT3 L3	Compliant
	SN CP170601, CL200, Configuration CT4 L1	Compliant
	SN CP170601, CL200, Configuration CT5 L2	Compliant
	SN CP170601, CL200, Configuration CT6 L3	Compliant
	SN CP170601, CL200, Configuration CT7 L1	Compliant
	SN CP170601, CL200, Configuration CT8 L2	Compliant
	SN CP170601, CL200, Configuration CT9 L3	Compliant
	SN CP170601, CL200, Configuration CT10 L1	Compliant
	SN CP170601, CL200, Configuration CT11 L2	Compliant
	SN CP170601, CL200, Configuration CT12 L3	Compliant
	SN CP170601, CL200, Configuration CT13 L1	Compliant
	SN CP170601, CL200, Configuration CT14 L2	Compliant
	SN CP170601, CL200, Configuration CT15 L3	Compliant
	SN CP170601, CL200, Configuration CT16 L1	Compliant
	SN CP170601, CL200, Configuration CT17 L2	Compliant
	SN CP170601, CL200, Configuration CT18 L3	Compliant
	SN CP170601, CL200, Configuration CT19 L1	Compliant
	SN CP170601, CL200, Configuration CT20 L2	Compliant
	SN CP170601, CL200, Configuration CT21 L3	Compliant
	SN CP170601, CL200, Configuration CT22 L1	Compliant
	SN CP170601, CL200, Configuration CT23 L2	Compliant
	SN CP170601, CL200, Configuration CT24 L3	Compliant
	SN CP170601, CL200, Configuration CT25 L1	Compliant
	SN CP170601, CL200, Configuration CT26 L2	Compliant
	SN CP170601, CL200, Configuration CT27 L3	Compliant
	SN CP170601, CL200, Configuration CT28 L1	Compliant
	SN CP170601, CL200, Configuration CT29 L2	Compliant
	SN CP170601, CL200, Configuration CT30 L3	Compliant

Table 6. Summary of ANSI C12.1-2014 and ANSI C12.20-2010 Test Results, 6



5.5.4.7 - Equality of Current Circuits - Test #7		Compliant
5.5.4.7 - Equality of Current Circuits - Test #7	SN CP170601, CL200, Configuration CT1 L1	Compliant
	SN CP170601, CL200, Configuration CT2 L2	Compliant
	SN CP170601, CL200, Configuration CT3 L3	Compliant
	SN CP170601, CL200, Configuration CT4 L1	Compliant
	SN CP170601, CL200, Configuration CT5 L2	Compliant
	SN CP170601, CL200, Configuration CT6 L3	Compliant
	SN CP170601, CL200, Configuration CT7 L1	Compliant
	SN CP170601, CL200, Configuration CT8 L2	Compliant
	SN CP170601, CL200, Configuration CT9 L3	Compliant
	SN CP170601, CL200, Configuration CT10 L1	Compliant
	SN CP170601, CL200, Configuration CT11 L2	Compliant
	SN CP170601, CL200, Configuration CT12 L3	Compliant
	SN CP170601, CL200, Configuration CT13 L1	Compliant
	SN CP170601, CL200, Configuration CT14 L2	Compliant
	SN CP170601, CL200, Configuration CT15 L3	Compliant
	SN CP170601, CL200, Configuration CT16 L1	Compliant
	SN CP170601, CL200, Configuration CT17 L2	Compliant
	SN CP170601, CL200, Configuration CT18 L3	Compliant
	SN CP170601, CL200, Configuration CT19 L1	Compliant
	SN CP170601, CL200, Configuration CT20 L2	Compliant
	SN CP170601, CL200, Configuration CT21 L3	Compliant
	SN CP170601, CL200, Configuration CT22 L1	Compliant
	SN CP170601, CL200, Configuration CT23 L2	Compliant
	SN CP170601, CL200, Configuration CT24 L3	Compliant
	SN CP170601, CL200, Configuration CT25 L1	Compliant
	SN CP170601, CL200, Configuration CT26 L2	Compliant
	SN CP170601, CL200, Configuration CT27 L3	Compliant
	SN CP170601, CL200, Configuration CT28 L1	Compliant
	SN CP170601, CL200, Configuration CT29 L2	Compliant
	SN CP170601, CL200, Configuration CT30 L3	Compliant

Table 7. Summary of ANSI C12.1-2014 and ANSI C12.20-2010 Test Results, 7



5.5.4.11 - Effect of Internal Heating - Test #11		Compliant
5.5.4.11 - Effect of Internal Heating - Test #11	SN CP170601, CL200, Configuration CT1 L1	Compliant
	SN CP170601, CL200, Configuration CT2 L2	Compliant
	SN CP170601, CL200, Configuration CT3 L3	Compliant
	SN CP170601, CL200, Configuration CT4 L1	Compliant
	SN CP170601, CL200, Configuration CT5 L2	Compliant
	SN CP170601, CL200, Configuration CT6 L3	Compliant
	SN CP170601, CL200, Configuration CT7 L1	Compliant
	SN CP170601, CL200, Configuration CT8 L2	Compliant
	SN CP170601, CL200, Configuration CT9 L3	Compliant
	SN CP170601, CL200, Configuration CT10 L1	Compliant
	SN CP170601, CL200, Configuration CT11 L2	Compliant
	SN CP170601, CL200, Configuration CT12 L3	Compliant
	SN CP170601, CL200, Configuration CT13 L1	Compliant
	SN CP170601, CL200, Configuration CT14 L2	Compliant
	SN CP170601, CL200, Configuration CT15 L3	Compliant
	SN CP170601, CL200, Configuration CT16 L1	Compliant
	SN CP170601, CL200, Configuration CT17 L2	Compliant
	SN CP170601, CL200, Configuration CT18 L3	Compliant
	SN CP170601, CL200, Configuration CT19 L1	Compliant
	SN CP170601, CL200, Configuration CT20 L2	Compliant
	SN CP170601, CL200, Configuration CT21 L3	Compliant
	SN CP170601, CL200, Configuration CT22 L1	Compliant
	SN CP170601, CL200, Configuration CT23 L2	Compliant
	SN CP170601, CL200, Configuration CT24 L3	Compliant
	SN CP170601, CL200, Configuration CT25 L1	Compliant
	SN CP170601, CL200, Configuration CT26 L2	Compliant
	SN CP170601, CL200, Configuration CT27 L3	Compliant
	SN CP170601, CL200, Configuration CT28 L1	Compliant
	SN CP170601, CL200, Configuration CT29 L2	Compliant
	SN CP170601, CL200, Configuration CT30 L3	Compliant

Table 8. Summary of ANSI C12.1-2014 and ANSI C12.20-2010 Test Results, 8



5.5.4.13 - Stability of Performance - Test #13		Compliant
5.5.4.13 - Stability of Performance - Test #13	SN CP170601, CL200, Configuration CT1 L1	Compliant
	SN CP170601, CL200, Configuration CT2 L2	Compliant
	SN CP170601, CL200, Configuration CT3 L3	Compliant
	SN CP170601, CL200, Configuration CT4 L1	Compliant
	SN CP170601, CL200, Configuration CT5 L2	Compliant
	SN CP170601, CL200, Configuration CT6 L3	Compliant
	SN CP170601, CL200, Configuration CT7 L1	Compliant
	SN CP170601, CL200, Configuration CT8 L2	Compliant
	SN CP170601, CL200, Configuration CT9 L3	Compliant
	SN CP170601, CL200, Configuration CT10 L1	Compliant
	SN CP170601, CL200, Configuration CT11 L2	Compliant
	SN CP170601, CL200, Configuration CT12 L3	Compliant
	SN CP170601, CL200, Configuration CT13 L1	Compliant
	SN CP170601, CL200, Configuration CT14 L2	Compliant
	SN CP170601, CL200, Configuration CT15 L3	Compliant
	SN CP170601, CL200, Configuration CT16 L1	Compliant
	SN CP170601, CL200, Configuration CT17 L2	Compliant
	SN CP170601, CL200, Configuration CT18 L3	Compliant
	SN CP170601, CL200, Configuration CT19 L1	Compliant
	SN CP170601, CL200, Configuration CT20 L2	Compliant
	SN CP170601, CL200, Configuration CT21 L3	Compliant
	SN CP170601, CL200, Configuration CT22 L1	Compliant
	SN CP170601, CL200, Configuration CT23 L2	Compliant
	SN CP170601, CL200, Configuration CT24 L3	Compliant
	SN CP170601, CL200, Configuration CT25 L1	Compliant
	SN CP170601, CL200, Configuration CT26 L2	Compliant
	SN CP170601, CL200, Configuration CT27 L3	Compliant
	SN CP170601, CL200, Configuration CT28 L1	Compliant
	SN CP170601, CL200, Configuration CT29 L2	Compliant
	SN CP170601, CL200, Configuration CT30 L3	Compliant

Table 9. Summary of ANSI C12.1-2014 and ANSI C12.20-2010 Test Results, 9



5.5.4.14 - Effect of Polyphase Loading - Test #14		Compliant
5.5.4.14 - Effect of Polyphase Loading - Test #14	SN CP170601, CL200, Configuration CT1 L1	Compliant
	SN CP170601, CL200, Configuration CT2 L2	Compliant
	SN CP170601, CL200, Configuration CT3 L3	Compliant
	SN CP170601, CL200, Configuration CT4 L1	Compliant
	SN CP170601, CL200, Configuration CT5 L2	Compliant
	SN CP170601, CL200, Configuration CT6 L3	Compliant
	SN CP170601, CL200, Configuration CT7 L1	Compliant
	SN CP170601, CL200, Configuration CT8 L2	Compliant
	SN CP170601, CL200, Configuration CT9 L3	Compliant
	SN CP170601, CL200, Configuration CT10 L1	Compliant
	SN CP170601, CL200, Configuration CT11 L2	Compliant
	SN CP170601, CL200, Configuration CT12 L3	Compliant
	SN CP170601, CL200, Configuration CT13 L1	Compliant
	SN CP170601, CL200, Configuration CT14 L2	Compliant
	SN CP170601, CL200, Configuration CT15 L3	Compliant
	SN CP170601, CL200, Configuration CT16 L1	Compliant
	SN CP170601, CL200, Configuration CT17 L2	Compliant
	SN CP170601, CL200, Configuration CT18 L3	Compliant
	SN CP170601, CL200, Configuration CT19 L1	Compliant
	SN CP170601, CL200, Configuration CT20 L2	Compliant
	SN CP170601, CL200, Configuration CT21 L3	Compliant
	SN CP170601, CL200, Configuration CT22 L1	Compliant
	SN CP170601, CL200, Configuration CT23 L2	Compliant
	SN CP170601, CL200, Configuration CT24 L3	Compliant
	SN CP170601, CL200, Configuration CT25 L1	Compliant
	SN CP170601, CL200, Configuration CT26 L2	Compliant
	SN CP170601, CL200, Configuration CT27 L3	Compliant
	SN CP170601, CL200, Configuration CT28 L1	Compliant
	SN CP170601, CL200, Configuration CT29 L2	Compliant
	SN CP170601, CL200, Configuration CT30 L3	Compliant

Table 10. Summary of ANSI C12.1-2014 and ANSI C12.20-2010 Test Results, 10



5.5.5.3 – Voltage Interruptions – Test #16		Compliant
5.5.5.3 – Voltage Interruptions – Test #16	SN CP170601, CL200, Configuration CT1 L1	Compliant
	SN CP170601, CL200, Configuration CT2 L2	Compliant
	SN CP170601, CL200, Configuration CT3 L3	Compliant
	SN CP170601, CL200, Configuration CT4 L1	Compliant
	SN CP170601, CL200, Configuration CT5 L2	Compliant
	SN CP170601, CL200, Configuration CT6 L3	Compliant
	SN CP170601, CL200, Configuration CT7 L1	Compliant
	SN CP170601, CL200, Configuration CT8 L2	Compliant
	SN CP170601, CL200, Configuration CT9 L3	Compliant
	SN CP170601, CL200, Configuration CT10 L1	Compliant
	SN CP170601, CL200, Configuration CT11 L2	Compliant
	SN CP170601, CL200, Configuration CT12 L3	Compliant
	SN CP170601, CL200, Configuration CT13 L1	Compliant
	SN CP170601, CL200, Configuration CT14 L2	Compliant
	SN CP170601, CL200, Configuration CT15 L3	Compliant
	SN CP170601, CL200, Configuration CT16 L1	Compliant
	SN CP170601, CL200, Configuration CT17 L2	Compliant
	SN CP170601, CL200, Configuration CT18 L3	Compliant
	SN CP170601, CL200, Configuration CT19 L1	Compliant
	SN CP170601, CL200, Configuration CT20 L2	Compliant
	SN CP170601, CL200, Configuration CT21 L3	Compliant
	SN CP170601, CL200, Configuration CT22 L1	Compliant
	SN CP170601, CL200, Configuration CT23 L2	Compliant
	SN CP170601, CL200, Configuration CT24 L3	Compliant
	SN CP170601, CL200, Configuration CT25 L1	Compliant
	SN CP170601, CL200, Configuration CT26 L2	Compliant
	SN CP170601, CL200, Configuration CT27 L3	Compliant
	SN CP170601, CL200, Configuration CT28 L1	Compliant
	SN CP170601, CL200, Configuration CT29 L2	Compliant
	SN CP170601, CL200, Configuration CT30 L3	Compliant

Table 11. Summary of ANSI C12.1-2014 and ANSI C12.20-2010 Test Results, 11



5.5.5.6 - Variation of Ambient Temperature - Test #19		Compliant
5.5.5.6 - Variation of Ambient Temperature - Test #19	SN CP1 70601, CL200, Configuration CT1 L1	Compliant
	SN CP1 70601, CL200, Configuration CT2 L2	Compliant
	SN CP1 70601, CL200, Configuration CT3 L3	Compliant
	SN CP1 70601, CL200, Configuration CT4 L1	Compliant
	SN CP1 70601, CL200, Configuration CT5 L2	Compliant
	SN CP1 70601, CL200, Configuration CT6 L3	Compliant
	SN CP1 70601, CL200, Configuration CT7 L1	Compliant
	SN CP1 70601, CL200, Configuration CT8 L2	Compliant
	SN CP1 70601, CL200, Configuration CT9 L3	Compliant
	SN CP1 70601, CL200, Configuration CT10 L1	Compliant
	SN CP1 70601, CL200, Configuration CT11 L2	Compliant
	SN CP1 70601, CL200, Configuration CT12 L3	Compliant
	SN CP1 70601, CL200, Configuration CT13 L1	Compliant
	SN CP1 70601, CL200, Configuration CT14 L2	Compliant
	SN CP1 70601, CL200, Configuration CT15 L3	Compliant
	SN CP1 70601, CL200, Configuration CT16 L1	Compliant
	SN CP1 70601, CL200, Configuration CT17 L2	Compliant
	SN CP1 70601, CL200, Configuration CT18 L3	Compliant
	SN CP1 70601, CL200, Configuration CT19 L1	Compliant
	SN CP1 70601, CL200, Configuration CT20 L2	Compliant
	SN CP1 70601, CL200, Configuration CT21 L3	Compliant
	SN CP1 70601, CL200, Configuration CT22 L1	Compliant
	SN CP1 70601, CL200, Configuration CT23 L2	Compliant
	SN CP1 70601, CL200, Configuration CT24 L3	Compliant
	SN CP1 70601, CL200, Configuration CT25 L1	Compliant
	SN CP1 70601, CL200, Configuration CT26 L2	Compliant
	SN CP1 70601, CL200, Configuration CT27 L3	Compliant
	SN CP1 70601, CL200, Configuration CT28 L1	Compliant
	SN CP1 70601, CL200, Configuration CT29 L2	Compliant
	SN CP1 70601, CL200, Configuration CT30 L3	Compliant

Table 12. Summary of ANSI C12.1-2014 and ANSI C12.20-2010 Test Results, 13



2.0 Equipment Configuration

2.1 Overview

The purpose of this series of tests was to verify compliance of the eGauge Systems LLC Electronic Meters (referred to as EUT hereafter) with the limits of ANSI C12.1-2014 for Electric Meters, Code for Electricity Metering and ANSI C12.20-2010 for Electricity Meters - 0.2 and 0.5 Accuracy Classes, for an evaluation under a MET Pre-testing Test Program.

Model(s) Tested:	EG4130 Electronic Meters
Model(s) Covered:	EG4xxx Electronic Meters
EUT Specifications:	Class: See Equipment Configuration Table
Analysis:	The results obtained relate only to the item(s) tested.
Ambient Lab Test Conditions:	Temperature: 23° C±2°C
	Relative Humidity: 30-60%
	Atmospheric Pressure: 860-1060 mbar
Evaluated by:	Francis Chau and Michael DeVilbiss

2.2 Test Site

All testing was performed at MET Laboratories, Inc., 914 W. Patapsco Ave., Baltimore, MD 21230. All equipment used in making physical determinations is accurate and bears recent traceability to the National Institute of Standards and Technology.

2.3 Description of Test Sample

The device is an electric energy meter with built-in data-logging and networking capabilities. Commonly, the device is used to monitor whole-house electricity consumption and electricity produced by a solar system. More generally, the meter can be used to track production/consumption on up to 30 different circuits



2.4 Equipment Configuration

All equipment incorporated as part of the EUT is included in the following list.

Meter Form	Distribution Circuit	Voltage	Current Class	Accuracy Class	Model/Part Number	Serial Number	Firmware Revision	Ext. CT or Sensor - if applicable
-	-	277V	200A	1.0	EG4xxx	CP170601	-	ACT-0750-200
-	-	277V	200A	1.0	EG4xxx	CP170604	-	ACT-0750-200

Table 13. Equipment Configuration

2.5 Support Equipment

Support equipment necessary for the operation and testing of the EUT is included in the following list.

Name / Description	Manufacturer	Model Number	Serial Number	*Customer Supplied Calibration Data
Laptop	Samsung	XE500C13-K03US	0Q9L91BJ304306X	-
Laptop Charger	Samsung	-	-	-
USB/Eth Adapter	Insignia	NS-PU98505	-	-
CTs	CCS	ACT-0750-200	Various	-
Ethernet Cables	-	-	-	-

Table 14. Support Equipment

2.6 Ports and Cabling Information

Meters are cabled according to standardly accepted meter connection diagrams.

2.7 Mode of Operation

Primary operation is powering the unit with 120Vrms 60Hz to L1, L2, and L3. Then attaching all x30 200A CTs around wire going between test source and load with correct phase association. Test data

2.8 Method of Monitoring EUT Operation

Monitoring of meter web interface through provided laptop. Additionally all readings can be verified through the LCD on the device.



2.9 Modifications

2.9.1 Modifications to EUT

No Modifications were made to the EUT.

2.9.2 Modifications to Test Standard

No Modifications were made to the test standard.

2.10 Disposition of EUT

The test sample including all support equipment submitted to the Electro-Magnetic Compatibility Lab for testing was returned to eGauge Systems LLC upon completion of testing.